

Technical drawing of a volleyball net system, showing front and side views with dimensions in centimeters.

**Front View (Top):**

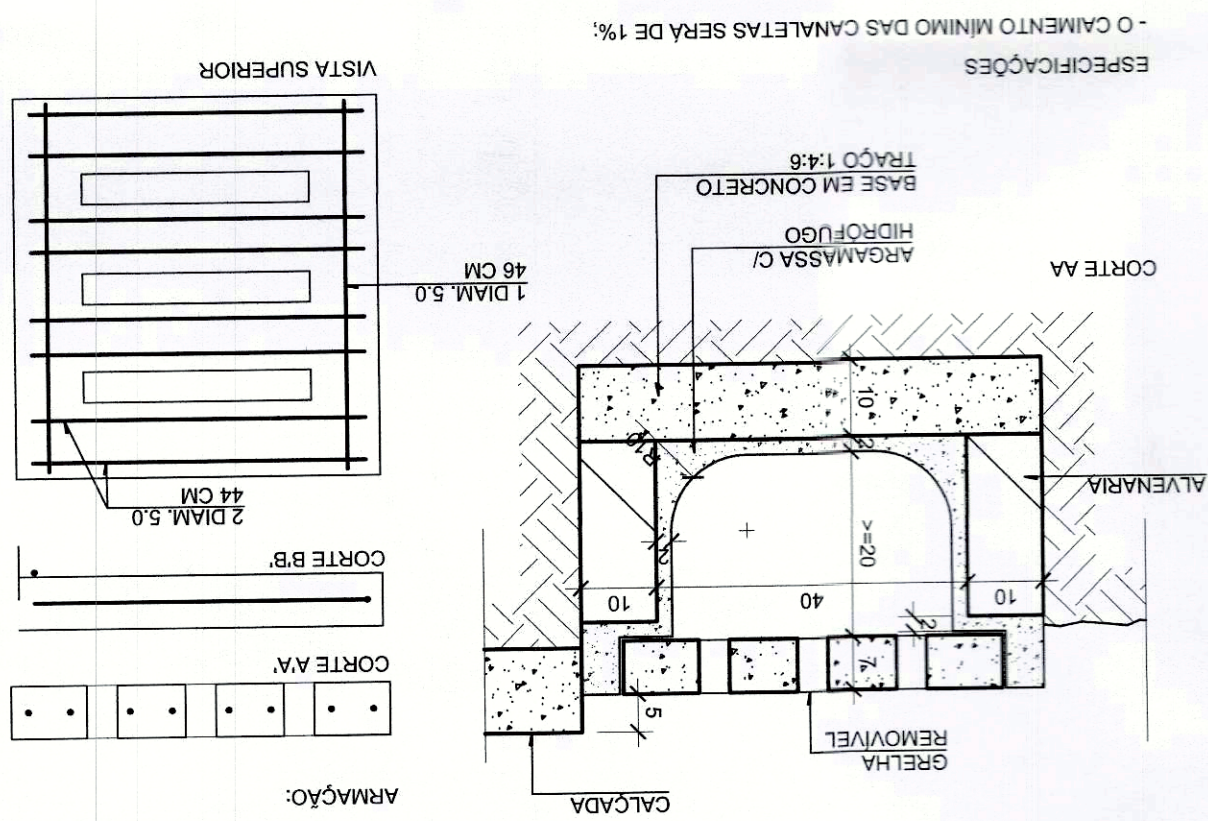
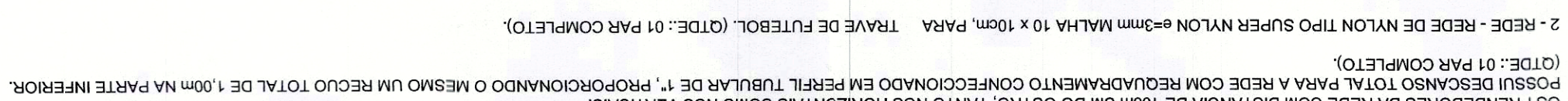
- Net height: 950 - Cuastra
- Net width: 900 - Cuadra
- Net width segments: 75, 100, 100, 75
- Net width segments: 100, 100, 100, 100
- Net width segments: 124, 224, 100
- Net width segments: 145, 100, 245
- Net width segments: 45, 15, 75



**Side View (Bottom):**

- Net height: 950 - Cuastra
- Net width: 900 - Cuadra
- Net width segments: 75, 100, 100, 75
- Net width segments: 100, 100, 100, 100
- Net width segments: 124, 224, 100
- Net width segments: 145, 100, 245
- Net width segments: 45, 15, 75

**Labels:**

- Alura da rede para homens
- Alura da rede para mulheres
- Faixa dupla
- Malha de malion 10 x 10 cm



DESENHISTA: FERNANDA SEGANEDDO CAVALLACCHI E VANTAGLIA		DATA: 10/04/2014	
ARQUIVO: R04		ESCALA: INDICADA	
PROJETOS E DETALHAÇÕES - DOE - NOVA CAP		NOVA CAP	
QUADRA COBERTA			
DETALHAMENTO: REDE DE VOLEIBOL - BALIZA DO GOL			
CANAL ETÁGUAS PLUVIAIS			
PACHA			
12/5			
OBRA: ESCOLA CLASSE 425 DE SAMBAIBA			